






|  |   |  |
|--|---|--|
|    | <p style="text-align: center;"><b>Beaded</b></p>    | <p>Our most common end configuration, beaded ends provide a strong and easy to use connection method to suit a variety of flanged applications. Beaded ends include a rubber enclosed steel ring with a loose rotatable flange. This allows for easy hole alignment when bolting up the hoses.</p> |
|   | <p style="text-align: center;"><b>Plain Cut</b></p> | <p>General multipurpose end that can be used for a variety of applications. Commonly used with muff couplings where we offer a smooth outer covered hose.</p>  |
|  | <p style="text-align: center;"><b>Fixed</b></p>     | <p>Older style flange connection where the flange is fixed in place over the hose. Offers a tighter installation and is often necessary in small length hoses where a beaded end cannot be offered.</p>  |

|  |   |  |
|--|---|--|
|    | <p><b>Built in Coupling - Flanged</b></p>   | <p>Built in steel pipe with a welded flange to provide increased strength and withstand higher pressures. Also commonly used in application where hoses may be dragged or hung, and end retention is paramount. Rubber lining of the steel pipe can also be offered for increased abrasion resistance, along with rubber lining of the flange face to remove the need for any gaskets.</p> |
|   | <p><b>Built in Coupling - Victaulic</b></p> | <p>Built in steel pipe with a Victaulic end that can be used with Victaulic couplings. This can be offered in all Victaulic variations including - shouldered, roll-grooved and cut-grooved. Threaded tails to some standards can also be supplied on each end using the same built in design.</p>   |
|  | <p><b>Cuffed</b></p>                        | <p>Suction hose where the wire helix finishes before the hose ends. This provides a softer end for easier installation when using push-in fittings such as camlock and bauer couplings. As standard the cuff length is made to the hose I.D, however this can be changed upon request.</p>   |
|  | <p><b>Raised</b></p>                        | <p>Suction hose where the wire helix finishes before the hose ends and the remaining hose is raised. The inside diameter of the raised section is to be specified by the customer. Commonly needed when using oversized fitting or when connecting steel/ poly pipe to avoid prematurely wearing the pipe ends.</p>  |